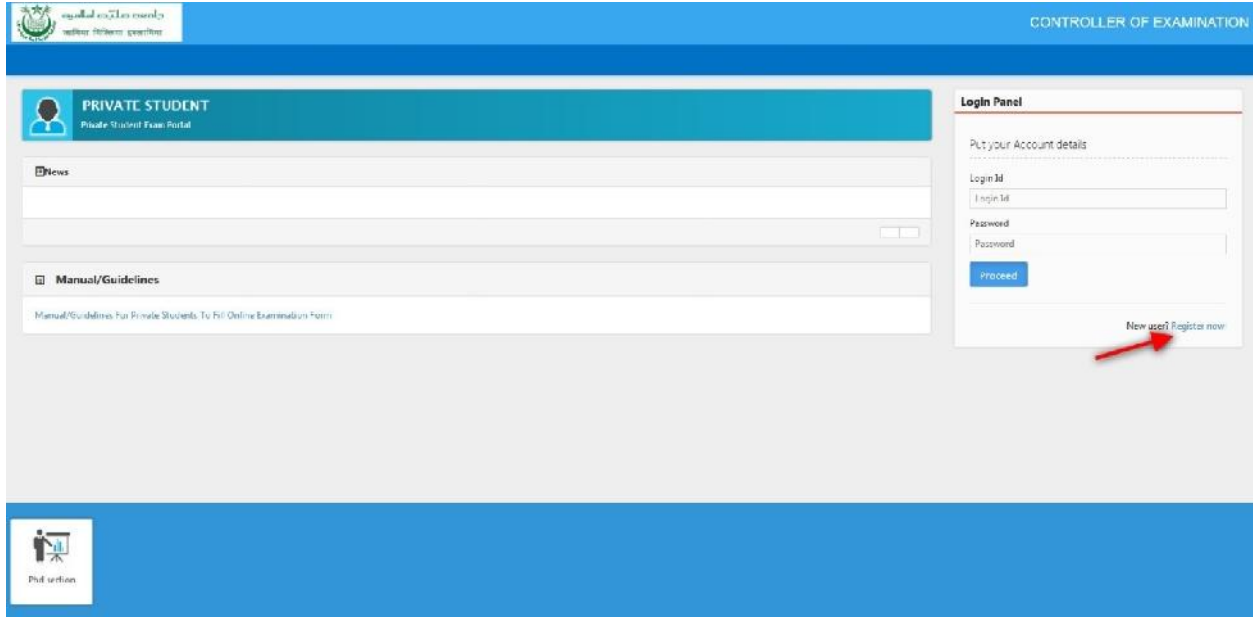


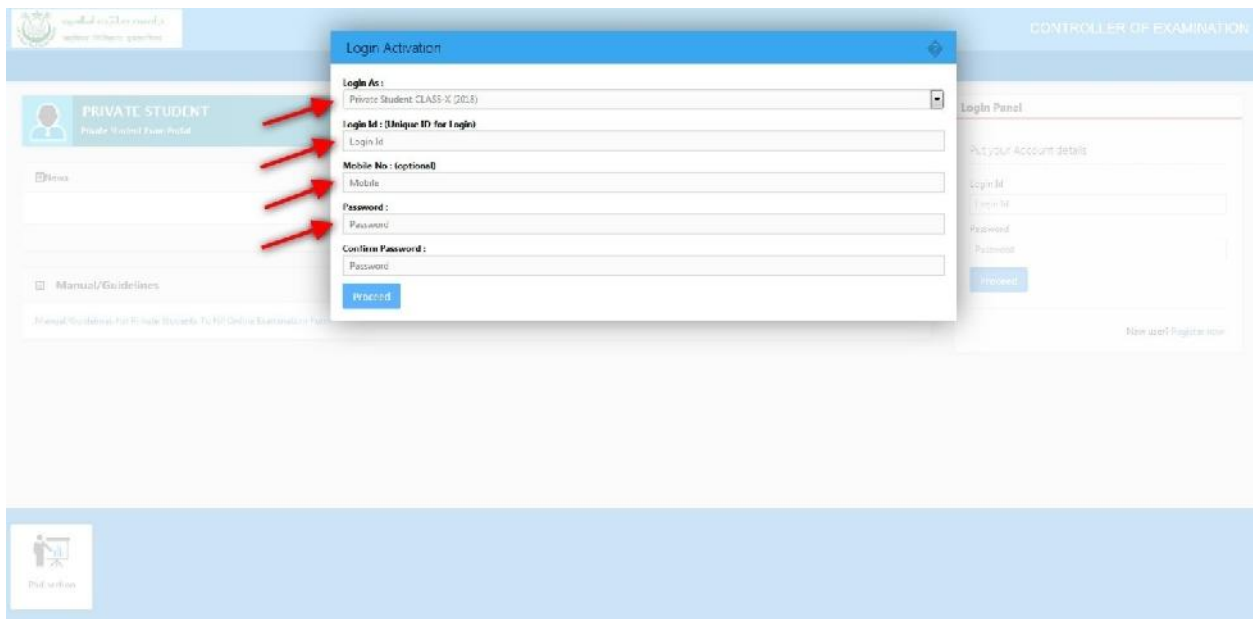
Jamia Mallia Islamia

Guideline for Private Student to fill online Exam Form

Step 1: Go to JMI Private Student page. First click on 'Register Now' to register yourself.

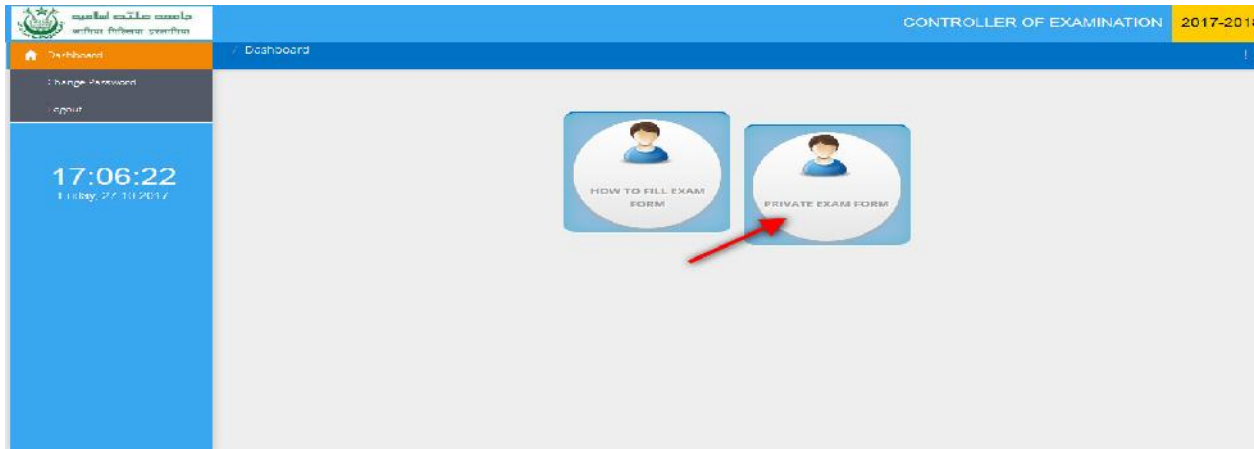


Step 2: In the step you have to choose Private Student Class X or Class XII as per your requirement. And put Login ID (as per your choice), Mobile no. & password (as per your choice).

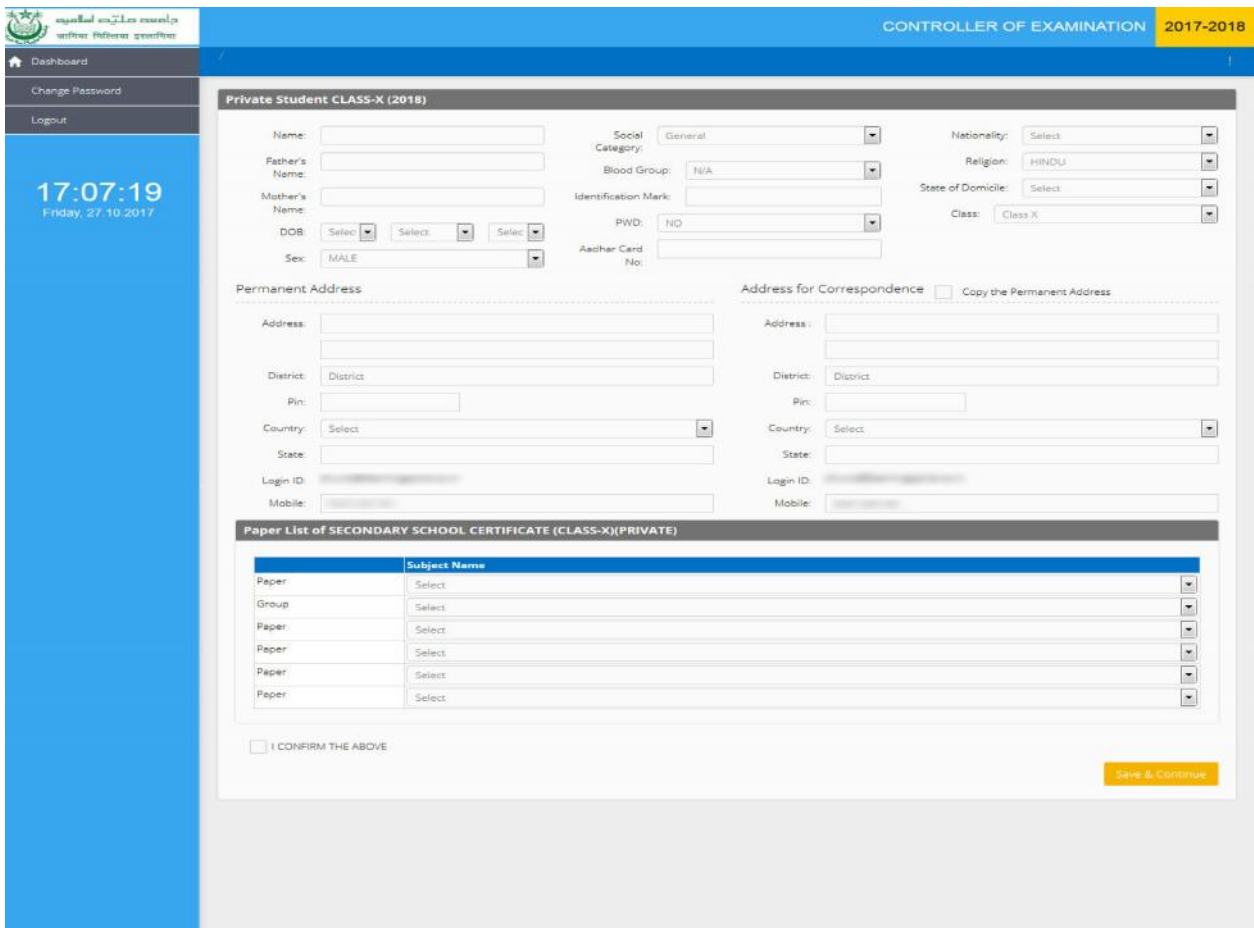


After a successful activation you will get the message, **Success! Registration Success. Please Login.**

Step 3: Now go to JMI Private Student page or Login page and put your Login ID & Password for login. After login you will get a dashboard.



Step 4: There are 2 options in dashboard – ‘How to Fill Exam Form’ and ‘Private Exam Form’. Click to ‘Private Exam Form’ and fill all fields and then click ‘Save & Continue’.



Private Student CLASS-X (2018)

Name: Social Category: Nationality:

Father's Name: Blood Group: Religion:

Mother's Name: Identification Mark: State of Domicile:

DOB: PWD: Class:

Sex: Aadhar Card No:

Permanent Address Address for Correspondence Copy the Permanent Address

Address:

District: District:

Pin: Pin:

Country: Country:

State: State:

Login ID: Login ID:

Mobile: Mobile:

Paper List of SECONDARY SCHOOL CERTIFICATE (CLASS-X)(PRIVATE)

Paper	Subject Name
Paper	<input type="text" value="Select"/>
Group	<input type="text" value="Select"/>
Paper	<input type="text" value="Select"/>
Paper	<input type="text" value="Select"/>
Paper	<input type="text" value="Select"/>
Paper	<input type="text" value="Select"/>

I CONFIRM THE ABOVE




Step 5: In this step you have to upload Photo, Signature and Guardian Signature. Here also you need to upload your Date of birth certificate and Aadhar Card then click 'Save & Continue'.

The screenshot shows the 'Photo Signature Details' form. The left sidebar contains the Jamia Mallia Islamia logo, navigation links (Dashboard, Change Password, Logout), and a clock showing 12:14:45 on Wednesday, 11/11/2017. The main content area is titled 'Photo Signature Details' and includes the following sections:

- Photo Upload:** A preview of a woman's photo is shown. Below it is a 'Browse...' button and the text 'No file selected.' A red note box specifies: '(Passport size colour photo 4.5 cm x 3.5 cm) Note: Upload Image to be less than 100KB (Scan to be done in 100dpi only)'. A yellow 'Upload Photo' button is at the bottom.
- Signature Upload:** A preview of a handwritten signature is shown. Below it is a 'Browse...' button and the text 'No file selected.' A red note box specifies: 'Note: Upload Image to be less than 100KB'. A yellow 'Upload Signature' button is at the bottom.
- Guardian Signature Upload:** A preview of a handwritten signature is shown. Below it is a 'Browse...' button and the text 'No file selected.' A red note box specifies: 'Note: Upload Image to be less than 100KB'. A yellow 'Upload Guardian Signature' button is at the bottom.
- DOB Certificate Upload:** A 'Browse...' button and the text 'No file selected.' are shown.
- Aadhar Card Upload:** A 'Browse...' button and the text 'No file selected.' are shown.

A yellow note box at the bottom states: 'Note: You can proceed forward only after uploading your photograph and signature and confirming the declaration provided above.' A yellow 'Save & Continue' button is located at the bottom left of the form area.

Step 6: Now please check all the field which you have already fill up then check the 'Confirm the above' and click button 'Confirm and submit' for make Payment. Then you will get the 'Payment' button. Now click 'Payment' to pay fees.



جامعه ملیہ اسلامیہ
 जामिया मिल्लिया इस्लामिया

CONTROLLER OF EXAMINATION 2017-2018

Shuvra Ganguly I

Dashboard

Change Password


Logout

11:36:27

Wednesday, 1 11 2017

PRIVATE STUDENT DATA


JAMIA MILLIA ISLAMIA



Form No. P51875

PRIVATE STUDENT EXAM FORM

Course:	SECONDARY SCHOOL CERTIFICATE (CLASS-X)(PRIVATE)	
Candidate Name:	SHUVRA GANGULY	
Father's Name:	S GANGULY	
Mother's Name:	D GANGULY	
Date of Birth:	12/ October /2002	
Gender:	FEMALE	
Blood Group:		
Identification Mark:		
Social Category:	General	
Aadhar Card No:		
Nationality:		
Religion:	HINDU	
PWD:	NO	
Date/Year of Admission:	2017-18	
State of Domicile:		



PRESENT ADDRESS	PERMANENT ADDRESS
Address Line : Beckbagan Haldia	Address Line : Beckbagan Haldia
District: Kolkata	District: Kolkata
Pin Code: 700017	Pin Code: 700017
State: West Bengal	State: West Bengal
Country: India	Country: India
Login:	Login:
Mobile No:	Mobile No:

Paper Code & Name	Type
[CLH002] - HINDU ETHICS	PAPER
[CSC101] - ADVANCE URDU	GROUP (Adv. Urdu & HINDI B)
[CSC103] - HINDI-B	GROUP (Adv. Urdu & HINDI B)
[SCS104] - ENGLISH	PAPER
[CSC108] - HOME SCIENCE	PAPER
[CSC106] - SCIENCE	PAPER
[CSC107] - SOCIAL SCIENCE	PAPER

DOB Attachment

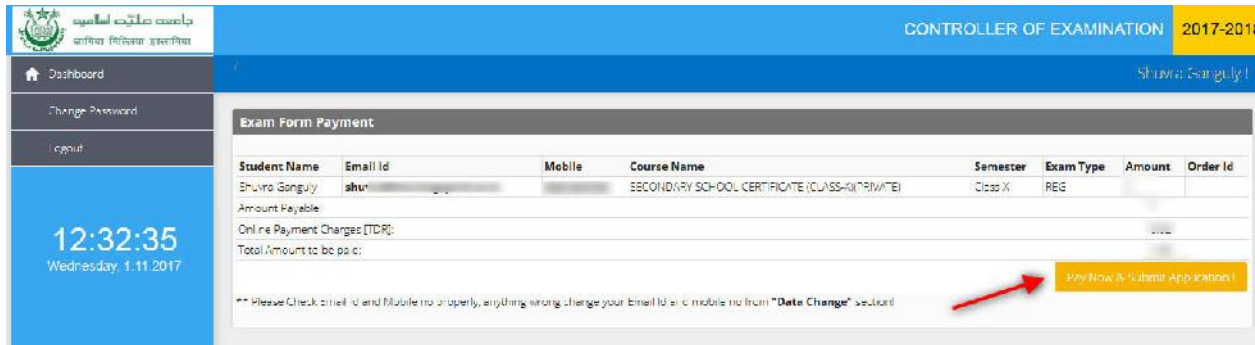
AADHAR CARD Attachment

Signature
Full Signature of Applicant

Signature
Full Signature of Guardian

Payment

Step 7: Now you get Exam Form Payment details, check all field and click button 'Pay Now & Submit Application!'



CONTROLLER OF EXAMINATION 2017-2018

Shuvo Gonguly!

Exam Form Payment

Student Name	Email Id	Mobile	Course Name	Semester	Exam Type	Amount	Order Id
Shuvo Gonguly	shu...		SECONDARY SCHOOL CERTIFICATE (CLASS-10) (PRIVATE)	Class X	REG		

Amount Payable

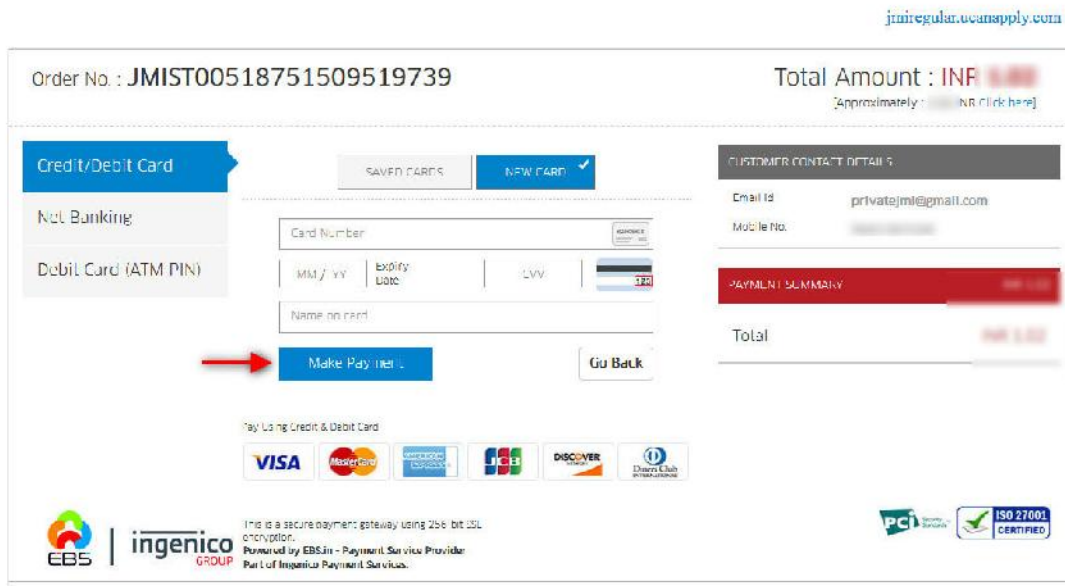
Online Payment Charges (TDR):

Total Amount to be paid:

** Please Check email id and Mobile no properly, anything wrong change your Email Id and mobile no from "Data Change" section!

[Pay Now & Submit Application!](#)

Step 8: Then you will get online payment gateway, here you can pay through Credit/Debit card or Net Banking.



jamiregular.ucaansapply.com

Order No. : JMIST00518751509519739

Total Amount : INF 1,000
[Approximately : INR Click here]

Credit/Debit Card

Net Banking

Debit Card (ATM PIN)

SAVED CARDS NEW CARD

Card Number

MM/YY Expiry Date

CVV

Name on card

[Make Payment](#) [Go Back](#)

CUSTOMER CONTACT DETAILS

Email Id privatejmi@gmail.com

Mobile No.

PAYMENT SUMMARY

Total

Pay Using Credit & Debit Card

VISA MasterCard American Express JCB DISCOVER Diners Club

EBS ingenico GROUP

This is a secure payment gateway using 256 bit SSL encryption.
Powered by EBS.in - Payment Service Provider
Part of Ingenico Payment Services.

PCI COMPLIANT ISO 27001 CERTIFIED

After payment you can take a Print of admit card.